










# SDUSD 09/10 Budget Options Survey

1. Please indicate your relationship to the San Diego Unified School District?			Response Percent	Response Count
Parent of San Diego Unified student			76.5%	3,597
Student enrolled in San Diego Unified school			5.9%	275
General public			14.9%	699
Other (Please specify)			7.1%	332
		Other (please specify)		368
		<b>answered question</b>		<b>4,700</b>
		<b>skipped question</b>		<b>72</b>

2. If you are a parent of a student in the San Diego Unified School District, please indicate at what level.			Response Percent	Response Count
Pre-school			2.6%	99
<b>Elementary school</b>			<b>54.1%</b>	<b>2,064</b>
Middle School			39.1%	1,490
High School			35.0%	1,333
Alternative or Charter School			3.2%	123
		<b>answered question</b>		<b>3,812</b>
		<b>skipped question</b>		<b>960</b>

**3. The remaining options for budget reductions fall into one of several areas. Which of the following areas do you feel should be considered first for budget reductions?**

	<b>Stongly consider</b>	<b>Consider if necessary</b>	<b>Never consider</b>	<b>Rating Average</b>	<b>Response Count</b>
1. Health benefit changes.	28.3% (1,256)	<b>42.2% (1,875)</b>	29.6% (1,315)	2.01	4,446
2. Employee salary changes with furloughs or other adjustments.	17.9% (788)	<b>46.8% (2,063)</b>	35.3% (1,553)	2.17	4,404
3. Elimination of special programs such as JROTC, band, athletics.	12.1% (534)	32.6% (1,444)	<b>55.3% (2,449)</b>	2.43	4,427
4. Reductions of support services.	18.7% (823)	<b>56.2% (2,472)</b>	25.0% (1,100)	2.06	4,395
5. Small increases to class sizes that would not result in layoffs.	35.1% (1,593)	<b>40.0% (1,815)</b>	24.8% (1,125)	1.90	4,533
	<i>answered question</i>				<b>4,655</b>
	<i>skipped question</i>				<b>117</b>

**4. The following are possible reductions in health benefits and the budget savings each would generate. Please rate your opinion of how these options should be considered?**

	<b>Strongly consider</b>	<b>Consider if necessary</b>	<b>Never consider</b>	<b>Rating Average</b>	<b>Response Count</b>
1. The district pays for 100% Kaiser premium; employees opting for PacifiCare pay difference. \$5.66 million	<b>51.0% (2,268)</b>	29.5% (1,314)	19.5% (869)	1.69	4,451
2. Increase medical co-pay from \$5 to \$15. \$2.35 million	<b>65.5% (2,987)</b>	24.8% (1,132)	9.7% (443)	1.44	4,562
3. Eliminate double benefits when both spouses are employees. \$310,000	<b>62.4% (2,821)</b>	25.1% (1,133)	12.5% (565)	1.50	4,519
	<i>answered question</i>				<b>4,641</b>
	<i>skipped question</i>				<b>131</b>

**5. The following are several special programs in the district and the cost for each. Please indicate your opinion about considering each for cuts or elimination?**

	<b>Strongly Consider</b>	<b>Consider if necessary</b>	<b>Never Consider</b>	<b>Rating Average</b>	<b>Response Count</b>
1. Balboa Park Program. \$1.6 million	28.2% (1,268)	<b>43.1% (1,939)</b>	28.7% (1,289)	2.00	4,496
2. Old Town Historical/Cultural Program. \$1.6 million	28.8% (1,298)	<b>41.1% (1,850)</b>	30.1% (1,355)	2.01	4,503
3. Mt. Palomar 6th Grade Camp. \$3.4 million	30.4% (1,369)	31.2% (1,409)	<b>38.4% (1,731)</b>	2.08	4,509
	<i>answered question</i>				<b>4,568</b>
	<i>skipped question</i>				<b>204</b>




**6. Here is a list of other special programs in the district and the cost for each. Please give your opinion on considering these programs for cuts and/or elimination?**

	<b>Strongly Consider</b>	<b>Consider if Necessary</b>	<b>Never Consider</b>	<b>Rating Average</b>	<b>Response Count</b>
1. JROTC. \$2.75 million	32.9% (1,491)	<b>38.7% (1,751)</b>	28.4% (1,284)	1.95	4,526
2. Visual and Performing Arts Program. \$3.2 million	7.6% (344)	29.4% (1,323)	<b>62.9% (2,830)</b>	2.55	4,497
3. Athletics - Freshman sports. \$140,000	14.5% (653)	36.3% (1,632)	<b>49.1% (2,208)</b>	2.35	4,493
4. Athletics - 9-12th grade sports. \$3.2 million	7.3% (329)	26.6% (1,194)	<b>66.0% (2,962)</b>	2.59	4,485
	<i>answered question</i>				<b>4,584</b>
	<i>skipped question</i>				<b>188</b>

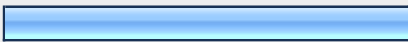


**7. The following is a list of possible budget reductions with an impact of employee salaries. Please indicate your opinion of the consideration of these budget reduction options?**

	<b>Strongly consider</b>	<b>Consider if Necessary</b>	<b>Never Consider</b>	<b>Rating Average</b>	<b>Response Count</b>
1. District-wide salary rollback of 1%. \$8.9 million	30.9% (1,390)	33.9% (1,527)	<b>35.2% (1,585)</b>	2.04	4,502
2. District-wide week-long furlough. \$6.6 million	29.5% (1,325)	<b>43.1% (1,937)</b>	27.3% (1,228)	1.98	4,490
3. Reduce visiting teacher pay by 1%. \$80,000	<b>42.8% (1,920)</b>	39.7% (1,781)	17.4% (780)	1.75	4,481
<i>answered question</i>					<b>4,580</b>
<i>skipped question</i>					<b>192</b>

**8. Should the district consider closing one or more of the low enrollment elementary schools identified by the Superintendent's Small Schools Committee?**

		<b>Response Percent</b>	<b>Response Count</b>
<b>Strongly Consider</b>		<b>43.4%</b>	<b>1,990</b>
Consider if Necessary		39.9%	1,828
Never Consider		17.0%	779
<i>answered question</i>			<b>4,584</b>
<i>skipped question</i>			<b>188</b>

**9. Should the district consider assigning one principal to manage two schools with less than 350 students each, resulting in a reduction of 8 principal positions and \$873,384 in savings.**

		<b>Response Percent</b>	<b>Response Count</b>
<b>Strongly Consider</b>		<b>44.6%</b>	<b>2,044</b>
Consider if necessary		32.7%	1,499
Never Consider		23.0%	1,053
<i>answered question</i>			<b>4,582</b>
<i>skipped question</i>			<b>190</b>




**10. Budget savings could be achieved by changing the staffing levels for various support service programs. The following are non-teaching services where staffing levels could be reduced and the savings generated by each change. Please provide your opinion on how these options should be considered.**

	Strongly Consider	Consider if necessary	Never Consider	Rating Average	Response Count
1. Reduce counseling staff levels at middle and high schools by increasing counselor-to-student ratio by 50 students. \$854,610	16.6% (750)	37.8% (1,706)	<b>45.6% (2,058)</b>	2.29	4,514
2. Decrease nursing staffing levels by 50 students. \$270,000	13.9% (624)	40.2% (1,805)	<b>46.0% (2,065)</b>	2.32	4,494
3. Reduce custodial services by 10 positions. \$500,000	15.7% (707)	<b>49.9% (2,243)</b>	34.4% (1,547)	2.19	4,497
4. Reduce landscaping services by 10 positions. \$550,000	32.8% (1,483)	<b>52.0% (2,354)</b>	15.2% (690)	1.82	4,527
	<b>answered question</b>				<b>4,559</b>
	<b>skipped question</b>				<b>213</b>

**11. Another option to reduce the budget is to adjust class sizes. The following are class size increase proposals by grade and the resulting budget savings for each. Please provide your opinion on how each should be considered?**

	Strongly Consider	Consider if Necessary	Never Consider	Rating Average	Response Count
1. Increase class size by 2 in Kindergarten through Grade 2. \$7 million	<b>42.5% (1,921)</b>	31.2% (1,408)	26.3% (1,189)	1.84	4,518
4. Increase class size by 3 in Grade 3. \$2.3 million	<b>36.6% (1,640)</b>	35.1% (1,574)	28.3% (1,267)	1.92	4,481
5. Increase class size by 1 in Grades 6-8. \$1.9 million	<b>42.6% (1,906)</b>	34.1% (1,527)	23.3% (1,045)	1.81	4,478
6. Increase class size by 1 in Grades 9-12. \$3.3 million	<b>43.1% (1,925)</b>	34.3% (1,531)	22.7% (1,013)	1.80	4,469
7. Eliminate 9th Grade class size reduction. \$3.9 million	28.1% (1,231)	<b>40.5% (1,778)</b>	31.4% (1,378)	2.03	4,387
8. Eliminate K-2 15:1 class size for 9 schools. \$2.5 million	<b>44.5% (1,976)</b>	33.6% (1,492)	22.0% (976)	1.77	4,444
	<b>answered question</b>				<b>4,550</b>
	<b>skipped question</b>				<b>222</b>

**12. Elimination of district Magnet School programs would save \$7.7 million annually. Should the district consider elimination or reductions to Magnet School programs?**

		Response Percent	Response Count
Strongly Consider		29.6%	1,331
<b>Consider if Necessary</b>		<b>35.7%</b>	<b>1,607</b>
Never Consider		34.7%	1,564
<i>answered question</i>			<b>4,502</b>
<i>skipped question</i>			<b>270</b>

**13. Now that you have reviewed all of the options currently being considered by the board in more detail, how would you rate the following general areas?**

	Strongly Consider	Consider if Necessary	Never Consider	Rating Average	Response Count
1. Health benefit changes.	<b>44.0% (1,967)</b>	33.9% (1,513)	22.1% (986)	1.78	4,466
2. Salary changes with furloughs or other adjustments.	28.2% (1,256)	<b>44.1% (1,962)</b>	27.7% (1,231)	1.99	4,449
3. Elimination of special programs such as JROTC, band, athletics.	13.0% (580)	37.8% (1,685)	<b>49.1% (2,189)</b>	2.36	4,454
4. Reductions of support services.	18.2% (806)	<b>56.7% (2,512)</b>	25.1% (1,114)	2.07	4,432
5. Small increases to class sizes that would not result in layoffs.	<b>40.5% (1,814)</b>	39.7% (1,777)	19.7% (883)	1.79	4,474
<i>answered question</i>					<b>4,509</b>
<i>skipped question</i>					<b>263</b>

**14. Please add any suggestions or additional comments.**

		Response Count
		1,918
<i>answered question</i>		<b>1,918</b>
<i>skipped question</i>		<b>2,854</b>