

Which Coins?

Module 6-Using Money

Your child is learning to identify the value of pennies, nickels, dimes, and quarters. Using coins is a real-world skill that will help your child gain confidence in his or her math abilities. Use this activity to help your child learn about using coins.

Materials:

- Price Tag Cards
- Real Coins or play money

Directions:

1. Cut out the price tag cards and put them on household items. (e.g., canned food, books, toys)
2. Take turns selecting an item. Read the price on the price tag.
3. You can also make your own price tags.
4. Use coins to make the amount that is on the price tag.

Challenge:


















1. Select a few coins. Count the coins and find out the value of the coins.
2. Tell which items you could buy with the coins.

Questions to ask your child while playing:

- How many cents is a penny, nickel, dime, or quarter worth?
- How many pennies do you need to make a nickel?
- What are different ways you could make 10 cents?
- What are different ways you could make 25 cents?
- How did you count the coins?

Which Coins?

Module 6-Money

45¢ 	19¢ 	26¢ 
17¢ 	54¢ 	75¢ 
50¢ 	10¢ 	37¢ 
42¢ 	65¢ 	25¢ 
84¢ 	72¢ 	30¢ 
39¢ 	23¢ 	93¢ 