

Grade 1

Clean Sweep

Module 12-Addition and Subtraction with Two-Digit Numbers


Your child is learning about adding and subtracting two-digit numbers. He or she is learning to think of numbers as tens and ones. For example, $35 + 4$ can be thought of as 3 tens and 5 ones plus 4 ones. Use this activity to help your child practice adding and subtracting.

Materials:


- Clean Sweep Gameboard
- +/- Cards
- Number Cards
- Counters (ex: beans, coins, buttons, paper clips)

Directions:


1. Cut out the number cards and the +/- cards.
2. Shuffle the number cards and place the deck face down.
3. Shuffle the +/- cards and place the face down in a separate pile.
4. Place 1 counter in each square on the gameboard. Players use the same gameboard.



5. Player 1 picks a card from each pile. The player then adds or subtracts that number from the gameboard. For example, if Player 1 picks - and 4, he/she would subtract (remove) 4 counters from the gameboard.



On the next turn, if Player 2 picks + and 3, he/she would add 3 counters to the game board.



6. If the number makes the total larger than 30, the player fills the gameboard to 30 and it is the next player's turn.
7. The player needs to say the equation that goes with what they do.
Example: If a - card and 4 are picked you would say, "30 minus 4 is 26." Then, if a + card and 3 are picked you would say, "26 and 3 more is 29."
8. Players take turns and play continues until one player is able to remove all the counters.

Questions to ask your child while playing:

- How did you think about adding or subtracting your number?

Grade 1

Clean Sweep

Module 12-Addition and Subtraction with Two-Digit Numbers

+/- Cards

-	-	+	+
-	-	+	+
-	-	+	+
-	-	+	+

Grade 1

Clean Sweep

Module 12-Addition and Subtraction with Two-Digit Numbers

Gameboard

Grade 1

Clean Sweep

Module 12-Addition and Subtraction with Two-Digit Numbers

Number Cards

0	1	2	3
4	5	<u>6</u>	7
8	<u>9</u>	10	5
<u>6</u>	7	8	<u>9</u>