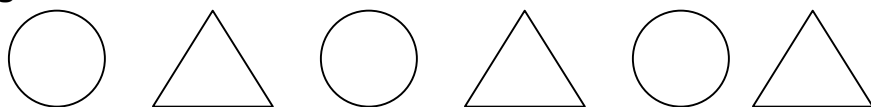


What's the Pattern?

Module 2-Patterns and Movement

Your child is learning about patterns. He or she is learning to read, copy, and extend patterns. This is a pattern; the *circle-triangle* unit repeats over and over again.



You can read the pattern this way: *circle-triangle, circle-triangle, circle-triangle*. Use this activity to help your child learn about patterns. As children learn to recognize and extend patterns they begin to see patterns in numbers.

Materials:

- Shape Cards and Work Area

Directions:

1. Cut out the shape cards.
2. Select two shapes, and use those shape cards to start a pattern in the work area.
3. Have your child read the pattern and continue the pattern by adding more shape cards.
4. Have your child use the same shapes to make a new pattern.
5. Repeat by selecting two new shapes and making a new pattern.

Questions to ask your child while playing:









































- Which shape comes next? How do you know?
- What do you notice about the pattern?
- How many times does the pattern repeat?

Grade K

What's the Pattern?

Module 2-Patterns and Movement

Shape Cards

Grade K

What's the Pattern?

Module 2-Patterns and Movement

Work Area

--	--	--	--	--	--	--	--

--	--	--	--	--	--	--	--