

Dot Card Compare

Module 4-Numbers 0-5

Your child is learning about the numbers 0, 1, 2, 3, 4, and 5. He or she is learning to read and write these numbers and to match them to groups of things. Your child is also learning to order numbers and to tell which of two numbers is greater and which is less. Use this activity to practice telling which quantity is more or less.

Materials:

- Dot Cards

Directions:

1. Cut out the dot cards.
2. Shuffle the dot cards and deal them evenly to each player.
3. Each player places his or her pile face down in front of them.
4. At the same time, both players turn over the top card in the stack.
5. The players compare the dots. The player with the most dots on his or her card wins both cards.
6. If the cards are the same, turn over another card.
7. The game is over when one player has no more cards.

Variation:

Whoever has the fewest dots, wins the cards

Questions to ask your child while playing:

- How many more dots would you need to make the larger number?
- Which is greater?
- Which is less?

Grade K

Dot Card Compare










Module 4-Numbers 0-5

0	0	0
● 1	● 1	● 1
● ● 2	● ● 2	● ● 2

Grade K

Dot Card Compare

Module 4-Numbers 0-5

 3	 3	 3
 4	 4	 4
 5	 5	 5