

Count and Move

Module 5-Numbers 6-10

Your child is learning about the numbers 6, 7, 8, 9, and 10. He or she is learning to read and write these numbers and to match them to groups of things. Your child is also learning to order numbers from 6-10 and to tell which of two numbers is greater and which is less. As your child learns to count objects, identify numbers, and order numbers, he or she builds a number sense that will help develop computation skills and understanding of more abstract mathematical concepts. Use this activity to help your child learn about numbers 6-10.

Materials:

- Count and Move Cards

Directions:

1. Cut out all the cards.
2. Shuffle the number cards and put them face down in a pile.
3. Shuffle the action cards and put them face down in another pile.
4. Each player picks a number card and an action card.
5. The player performs the action described the number of times shown. For example, if the player picks a number 8 card and a clap card, the player would clap his or her hands 8 times.
6. After you have been through the cards once, shuffle the piles again and play another round.













Questions to ask your child while playing:

- Do you have more or less than you did on your last turn?
- How much more or less?

Count and Move

Module 5-Numbers 6-10



<p>6</p> 	<p>7</p> 	<p>8</p> 
<p>9</p> 	<p>10</p> 	 <p>clap</p>
 <p>snap</p>	 <p>jump</p>	 <p>touch</p>
 <p>pat</p>	 <p>hop</p>	 <p>bend</p>