

To correct missing Financials Supply Chain 8.4 Menu:

If you click the Financials Supply Chain 8.4 link on the Portal, and the menu screen is blank, these are the steps to correct the issue. Click on the link that says [Content](#).



This takes you to the Personalize Content page. You will see that the check box next to the word [Menu](#) is blank.

Personalize Content

Choose Pagelets: Simply check the items that you want to appear on your homepage. Remember to click "Save" when done.

Arrange Pagelets: Go to [Personalize Layout](#)


Welcome Message:


PeopleSoft Applications

- [Menu](#)
- [My Reports](#)



[Return to Home](#)



You need to click in the box and make sure there is a check mark next to [Menu](#). Then click the  button in the bottom left hand corner.

Personalize Content

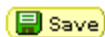
Choose Pagelets: Simply check the items that you want to appear on your homepage.
Remember to click "Save" when done.

Arrange Pagelets: Go to [Personalize Layout](#)


Welcome Message:

PeopleSoft Applications

- [Menu](#)
- [My Reports](#)



[Return to Home](#)



It will take you back to the Financials Supply Chain 8.4 menu. It should now be visible.

PeopleSoft.

Personalize [Content](#) | [Layout](#)

