

**Proposition S Monthly Controls Status Report
June 2009**

**San Diego Unified School District
Facilities Planning and Construction Division**

All Data as of May 31, 2009

Proposition S Summary

Starting Balance	0
Prop S Bond Sales Received	170,000,000
State Facility Program (Fund 35) Projected Revenue 09/10 FY	26,724,939
Projected Revenue	196,724,939
Pre-June 30, 2008 Expenditures (Fast Start Program)	250,169
2008 / 2009 Expenditures to Date	8,092,589
Total Expenditures-to-Date	8,342,758
2009-2010 Planned Expenditures	151,698,400
Projected Fund Balance - June 30, 2010	36,683,781

2008 / 2009 Expenditures-to-Date

Category	Expended to date	Current Month	Last Month
Planning & Design	2,692,146	286,905	27,008
Construction	3,590,304	1,189,603	162,833
Program Management Office	1,810,139	405,071	135,521
Total	8,092,589	1,881,579	325,362

Obligated-to-Date **29,207,182**

Proposition S status:

- Proposition S program is slightly behind schedule but under budget as measured against the three-year plan.
 - Some of the projects have realized delays due to the longer Division of State Architect (DSA) review process. The DSA review process is now averaging nine months instead of the planned six month duration.
 - Estimated reduced construction costs for the near term is the primary factor in the current budget under-run.
- Due to the recently revised downward Proposition S Bond Sales (May revision), the project execution plan is under revision. The total Proposition S Bond Proceeds is \$45M less than the March 24, 2009 plan. To meet the revised revenue forecast, projects are being prioritized and project start dates will be delayed from the current plan. The revised plan will be presented to BOE for approval in July.

Trends

Engineering News Record's most recent Construction Cost Index, Building Cost Index, Materials Cost Index, which are updated monthly. Tables include monthly and annual percent changes. ENR's most recent data is shown here:

Construction Cost Index (CCI)	Despite a 0.1% increase in the CCI this month, the annual rate of increase for the index fell from 5.3% to 4.8%.	20-CITY:	Jun-09	% change	% change
		1913 = 100	Index Value	Month	Year
		Construction Cost	8578.28	0.1	4.8
		Common Labor	18201.18	0.2	6.2
Builder Cost Index (BCI)	A 0.6% decline in the BC's materials component offset a 0.3% increase in the index's labor component.	20-CITY:	Jun-09	% change	% change
		1913 = 100	Index Value	Month	Year
		Building Cost	4770.53	-0.1	2.8
		Skilled Labor	8191.35	0.3	4.8
Material Cost Index (MCI)	Lower steel prices overpowered modest gains in cement and lumber prices, driving the MCI down 0.6% this month.	20-CITY:	Jun-09	% change	% change
		1913 = 100	Index Value	Month	Year
		Materials	2680.38	-0.6	-0.7
		CEMENT \$/TON	100.82	0.2	0.5
		STEEL \$/CWT	44.02	-1.2	0.5
		LUMBER \$/MBF	411.4	0.4	-3.6

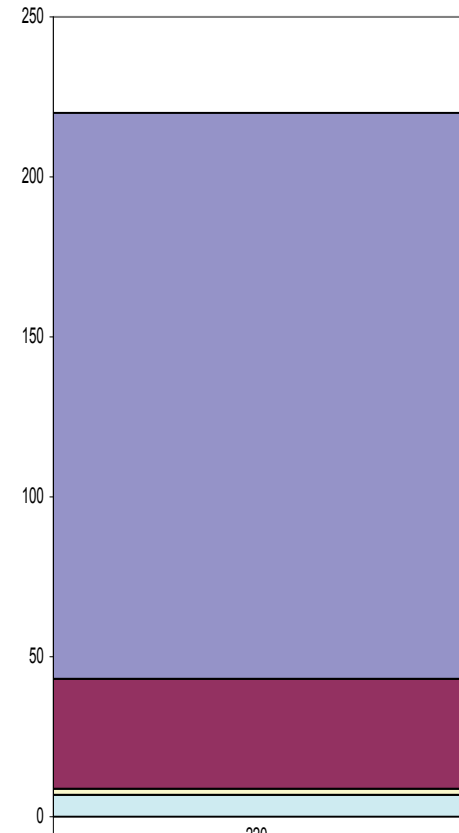
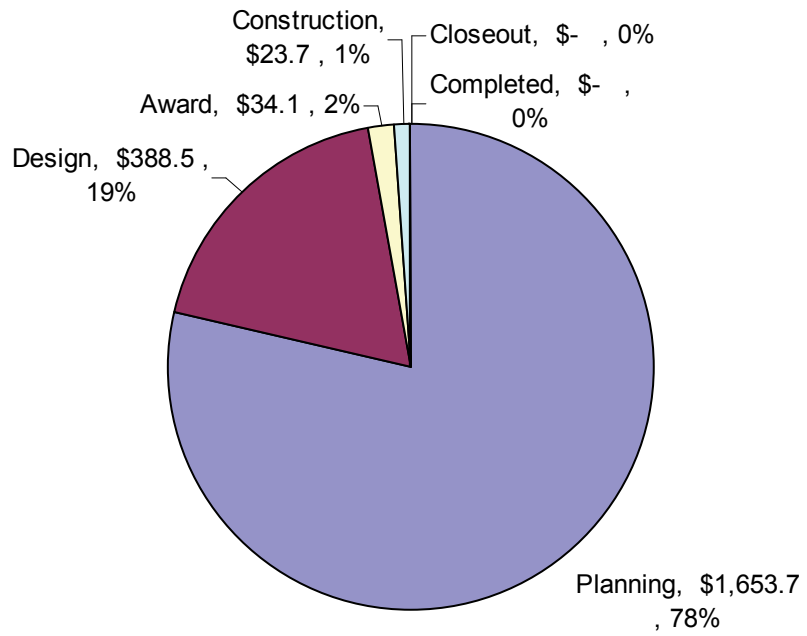
- The Common Labor Index is the labor component of ENR's Construction Cost Index and tracks the union wage, plus fringe benefits, for laborers.
- The Skilled Labor Index is the labor component of ENR's Building Cost Index and tracks union wages, plus fringe benefits, for carpenters, bricklayers and iron workers.

What to watch for:

- Revised projections for Assessed Value for properties within San Diego Unified School District.
- Changes in bidding climate with upcoming area San Diego area projects due to Federal Stimulus funds for "shovel-ready" projects

Total Program Overview

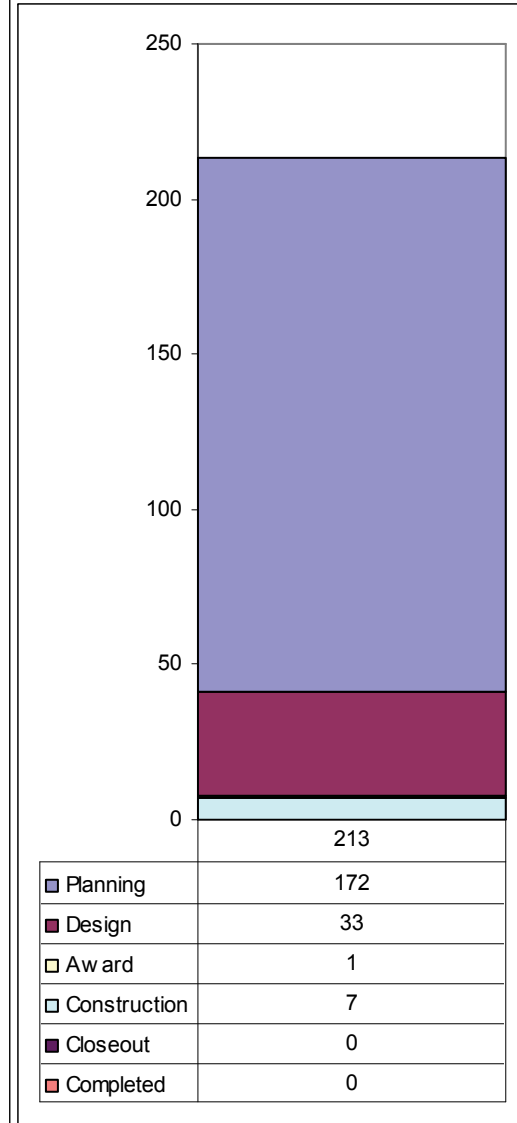
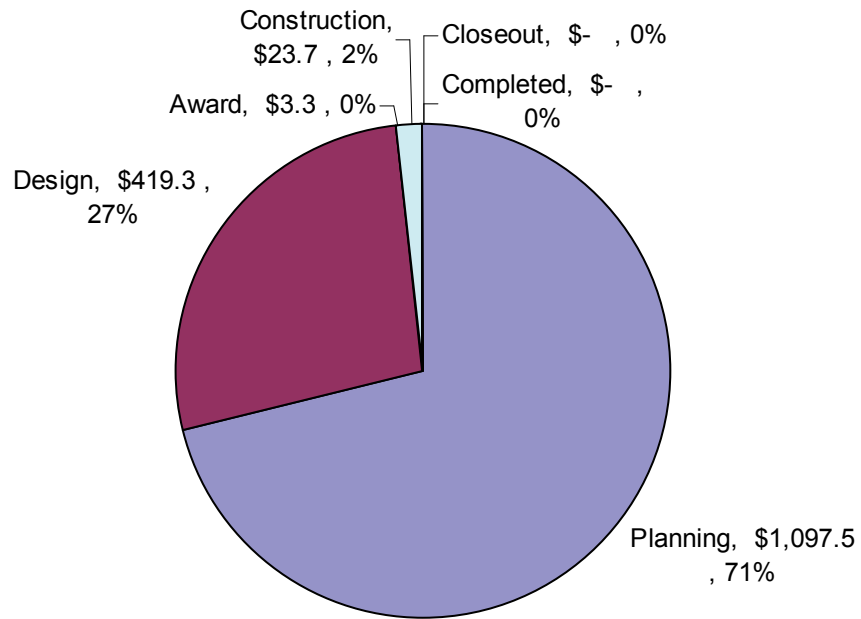
Total Program Value \$2.1B



Planning	177
Design	34
Award	2
Construction	7
Closeout	0
Completed	0

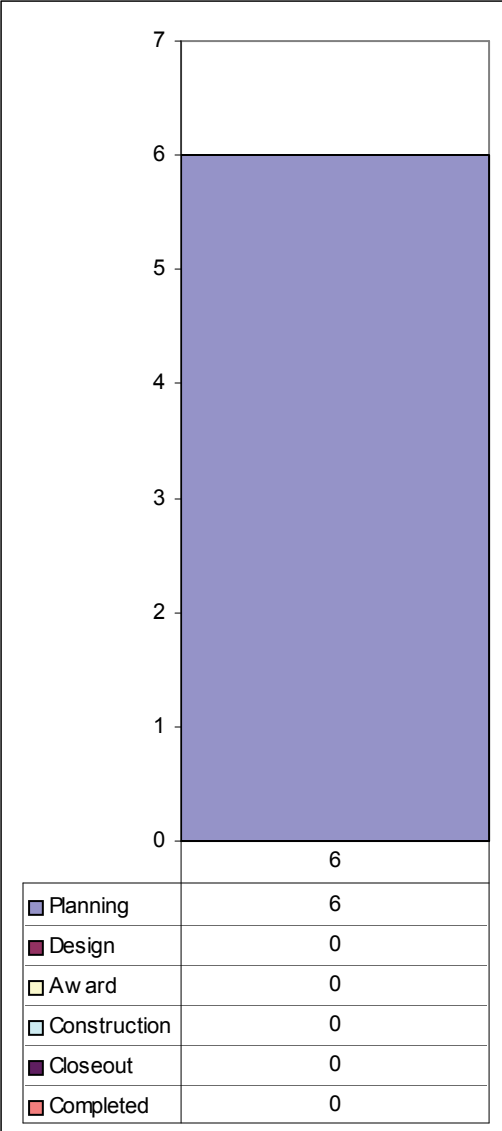
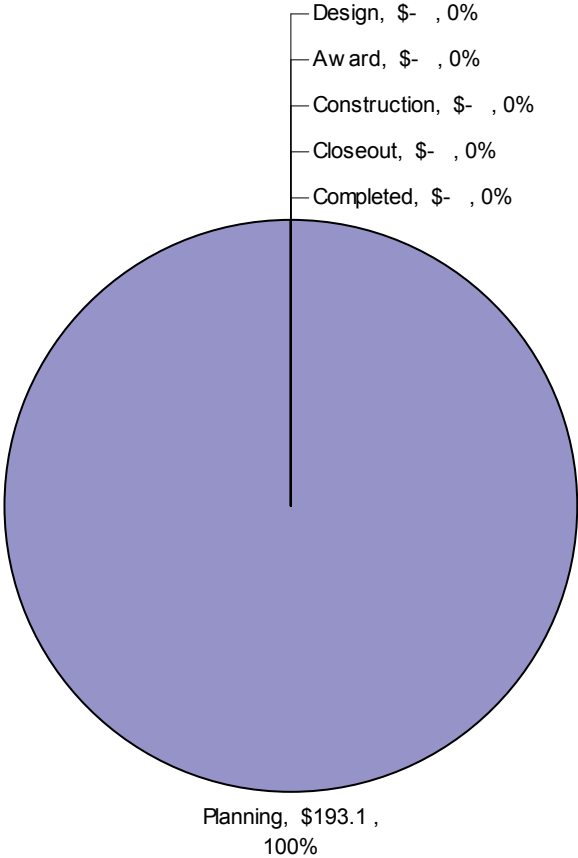
Modernization Projects Overview

WSM Project Value \$1.54B

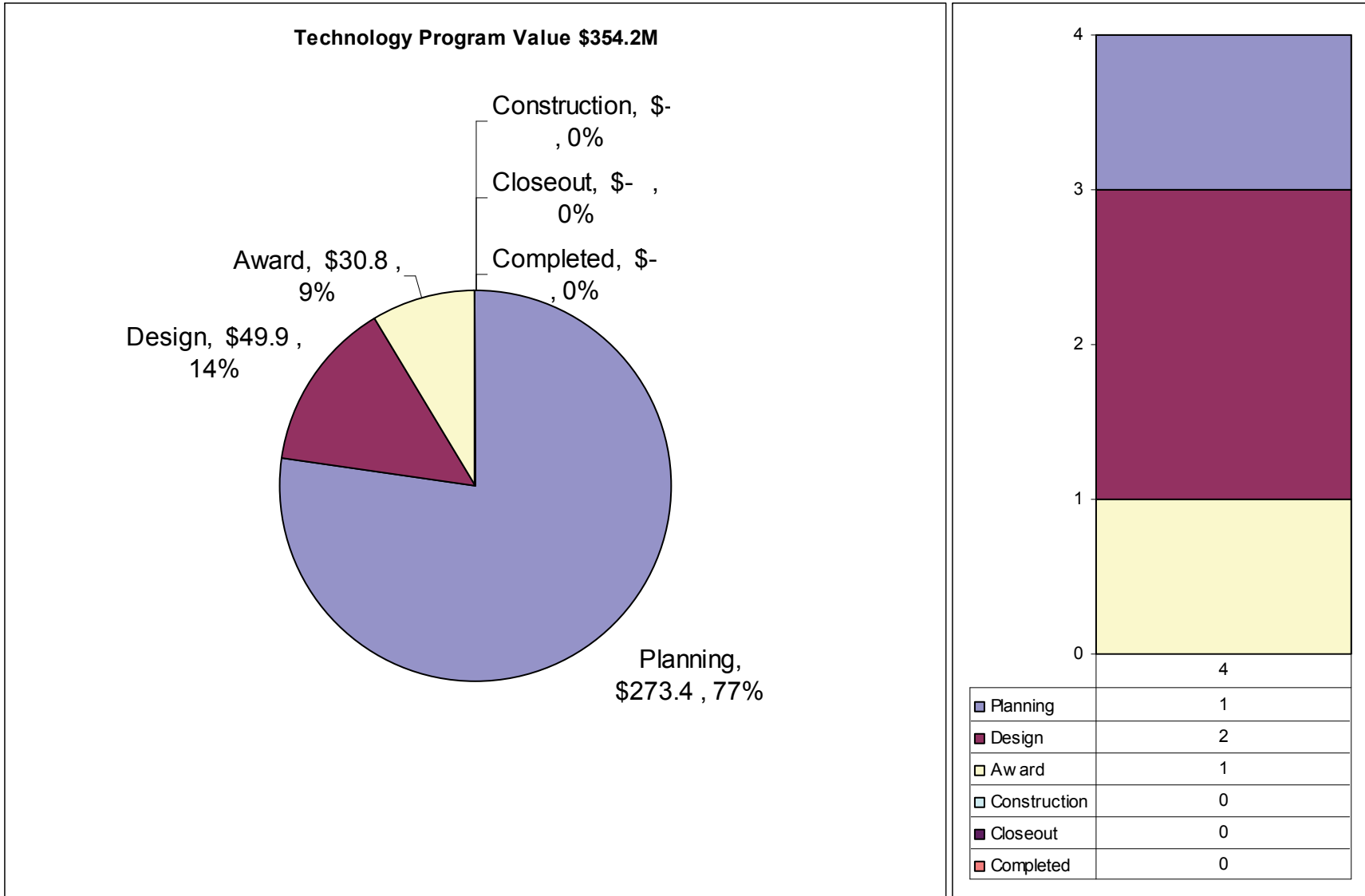


Rebuilt / New Schools Overview

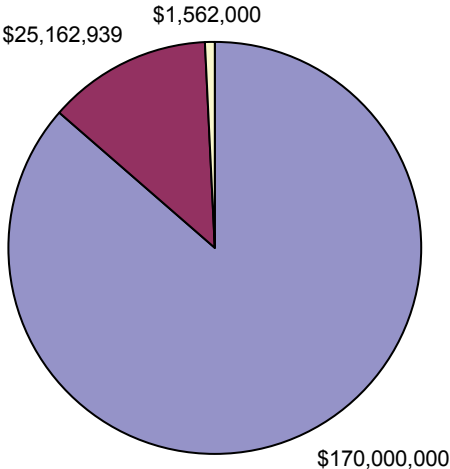
New/ Rebuilt Schools Project Value \$193M



Technology Overview

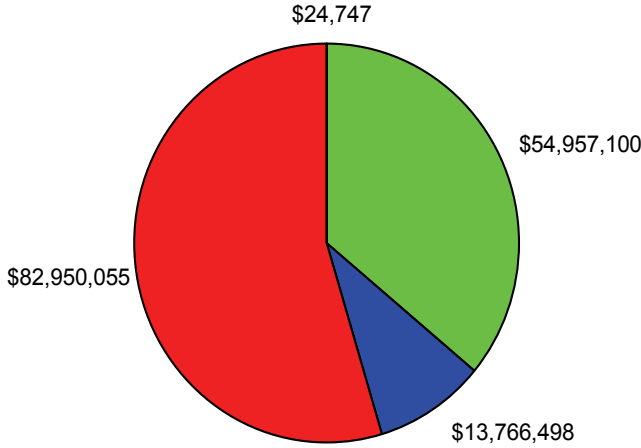


**2009-10
Planned Income & Funding Sources
Total \$196,724,939**



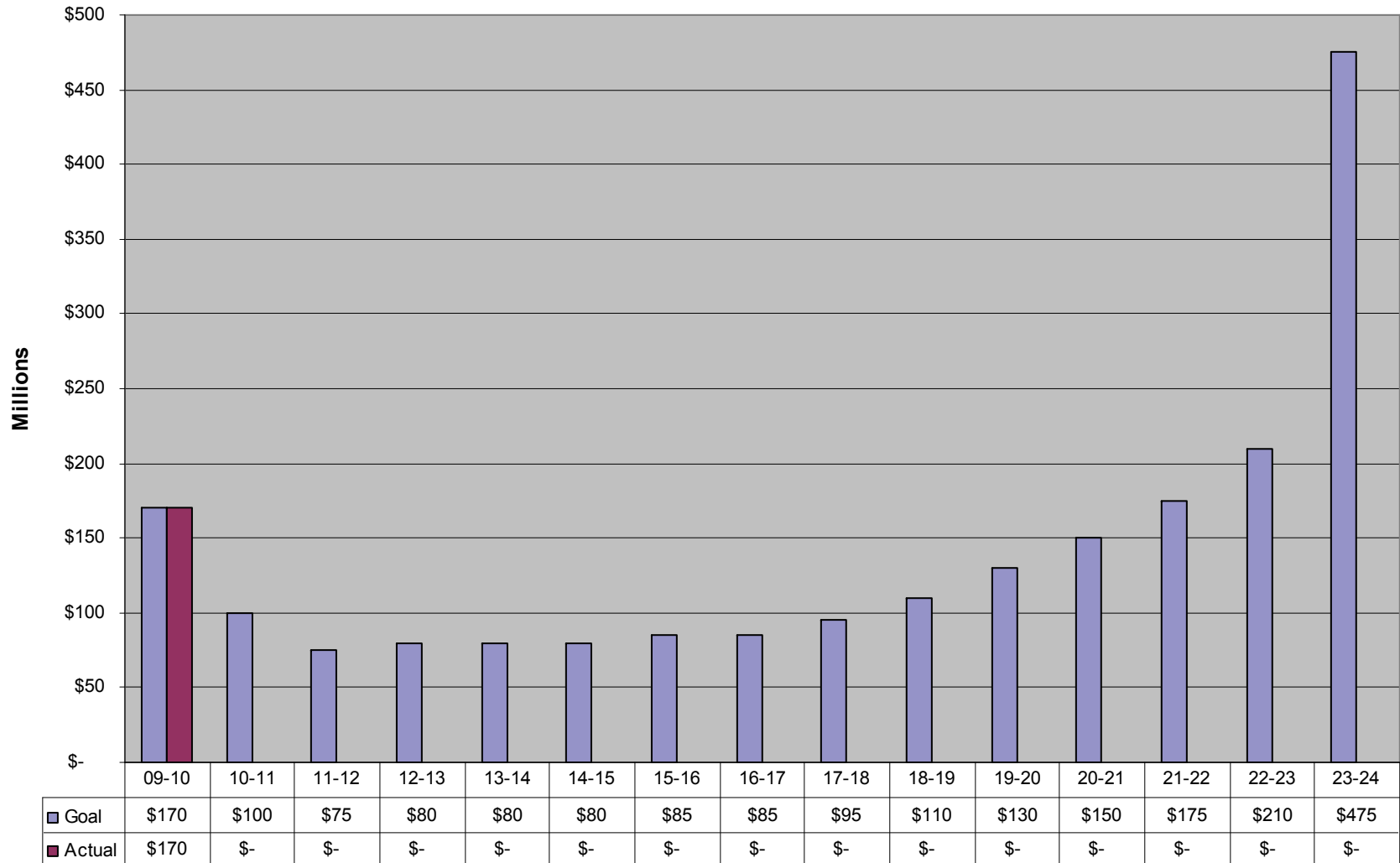
Prop. S Bond Proceeds
 Prop. S Generated SFP
 Emergency Repair Projects (Williams Act)

**2009-10 Planned Expenditures
Total \$151,698,400**



Technology Projects
 Design
 Construction
 FF&E

Proposition S Bond Issuance Table



Fiscal Year

Goals revised
4/22/09

■ Goal ■ Actual

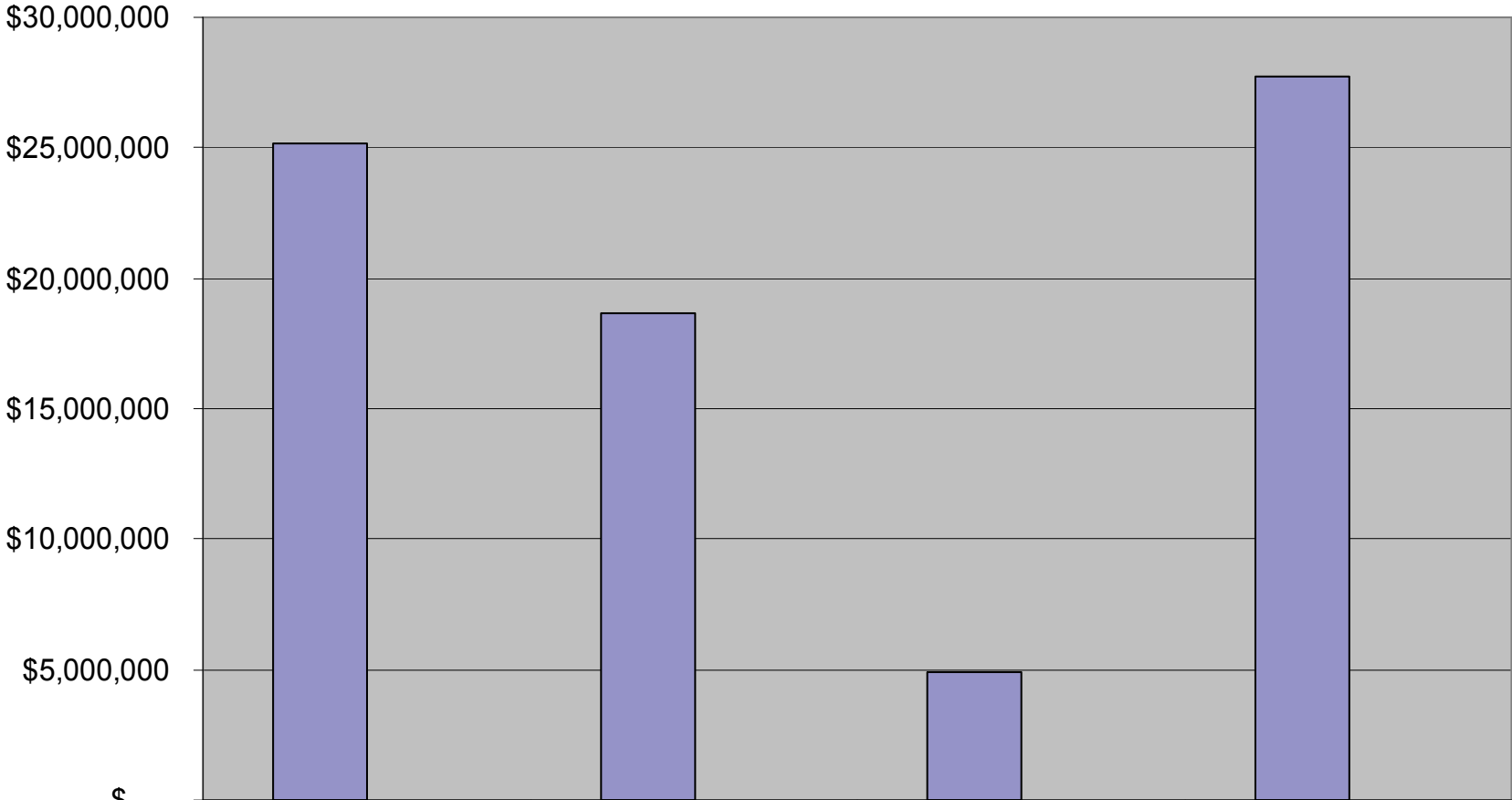
Tax Credit Series B Bonds:

The following projects have been designated to fulfill the Tax Credit Series B requirements.

Only the construction contracts will be cost-coded and tracked against this fund up to the amount of the actual bond sale proceeds.

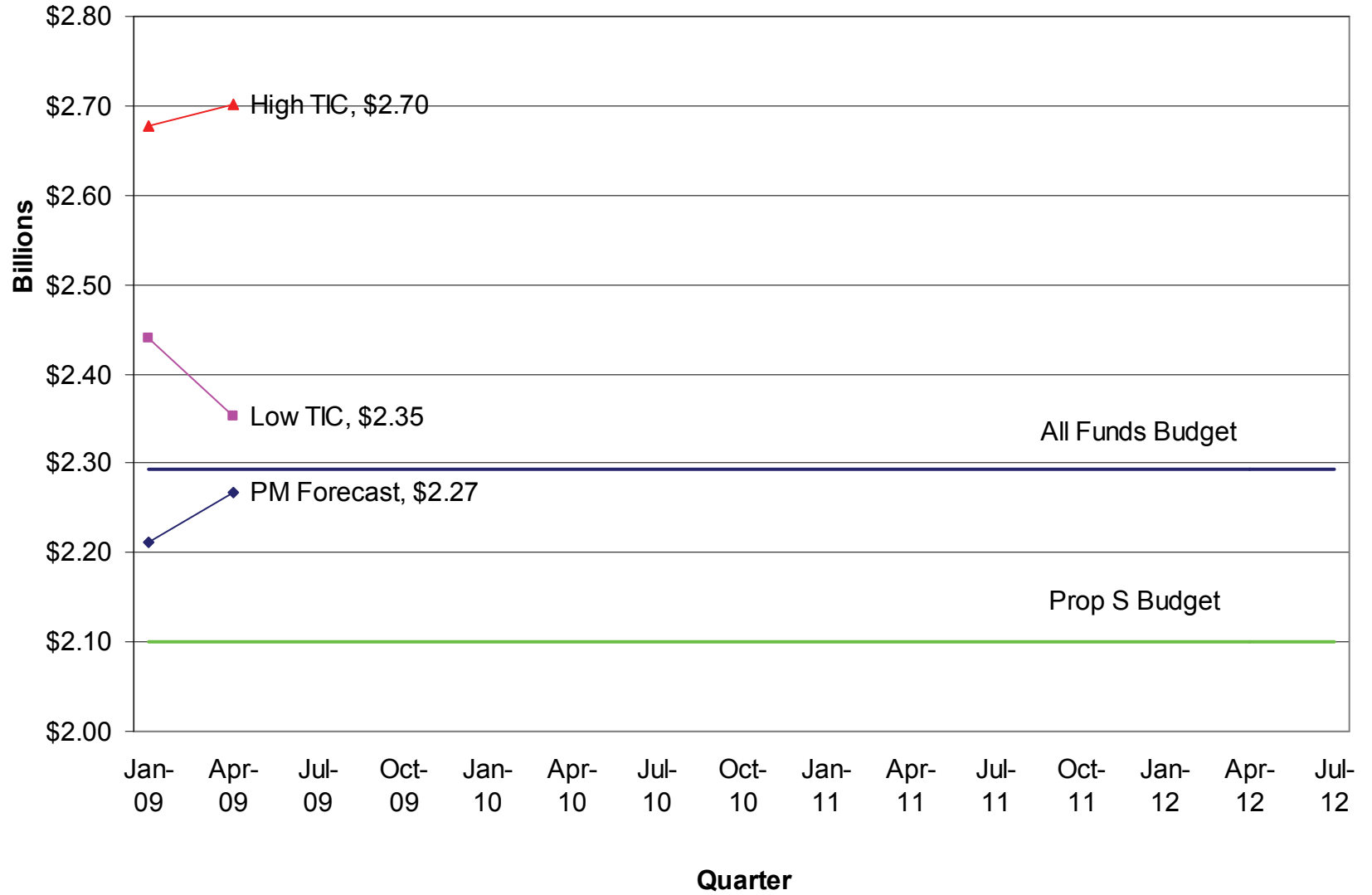
Project Description	Project Type	Estimated / actual Construction Value
San Diego HS Track and Field	Rehab	\$ 1,932,423
Hoover HS ORG	New	\$ 5,414,000
San Diego HS Multimedia CTE	Rehab	\$ 1,555,000
Garfield HS Culinary CTE	Rehab	\$ 1,995,000
Pt Loma HS ORG	New	\$ 4,300,000
Pt Loma Music Rm Conversion	Rehab	\$ 954,537
EB Scripps ES A/C	Rehab	\$ 1,789,325
San Diego HS School of Bus Mgmt	Rehab	\$ 843,091
San Diego HS Culinary Arts	Rehab	\$ 1,912,945
Morse HS Autobody CTE	New	\$ 5,078,595
Morse HS Culinary CTE	Rehab	\$ 3,591,357
Muirlands MS ADA Ramp	Rehab	\$ 152,121
Clairemont HS NATEF Automotive CTE	New & Rehab	\$ 4,186,375

State Fund Application Goals / Actual Receipts

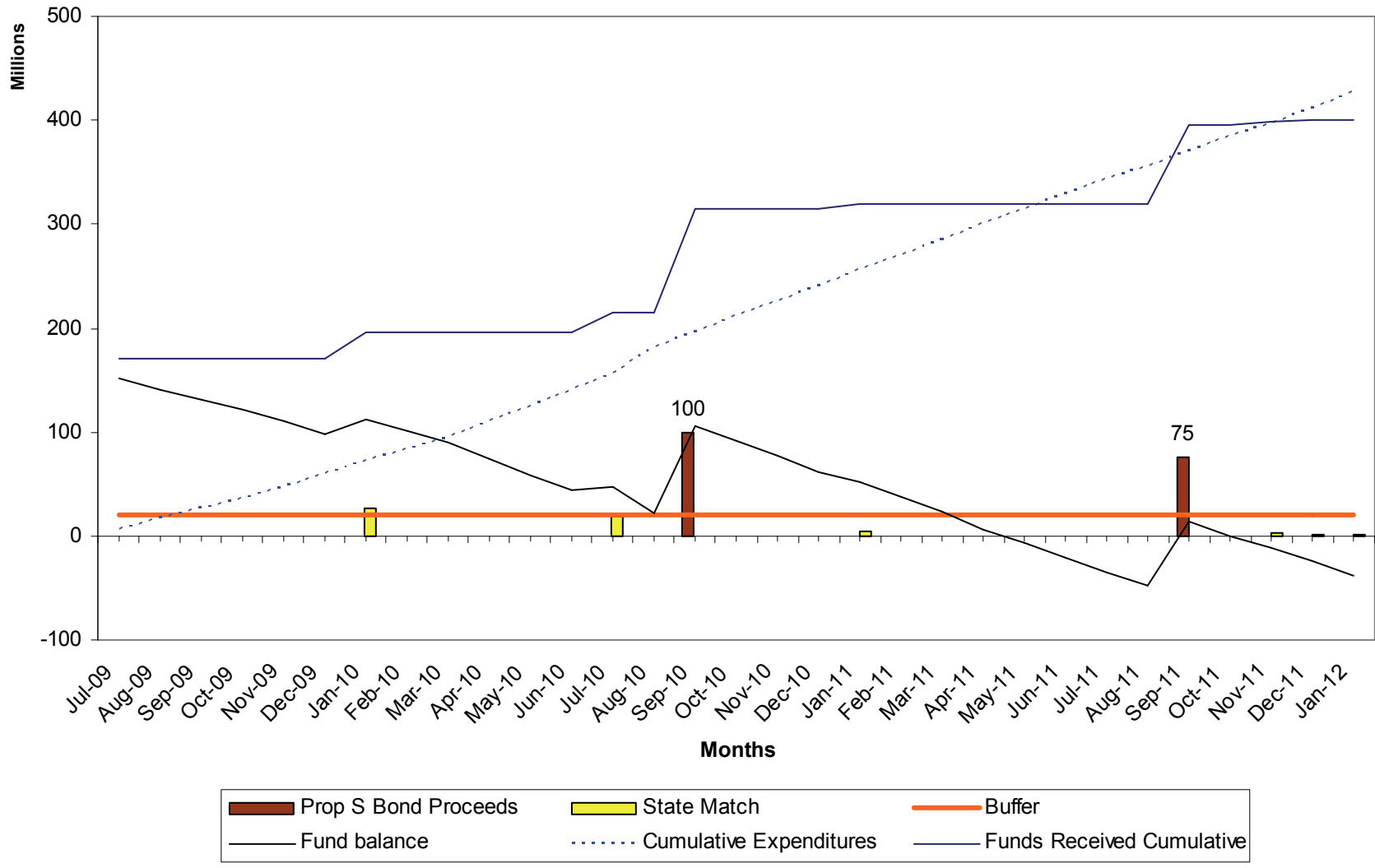


	2009-10	2010-11	2011-12	2012-13
Goal	\$25,162,939	\$18,672,761	\$4,886,914	\$27,713,419
Actual	\$-	\$-	\$-	\$-

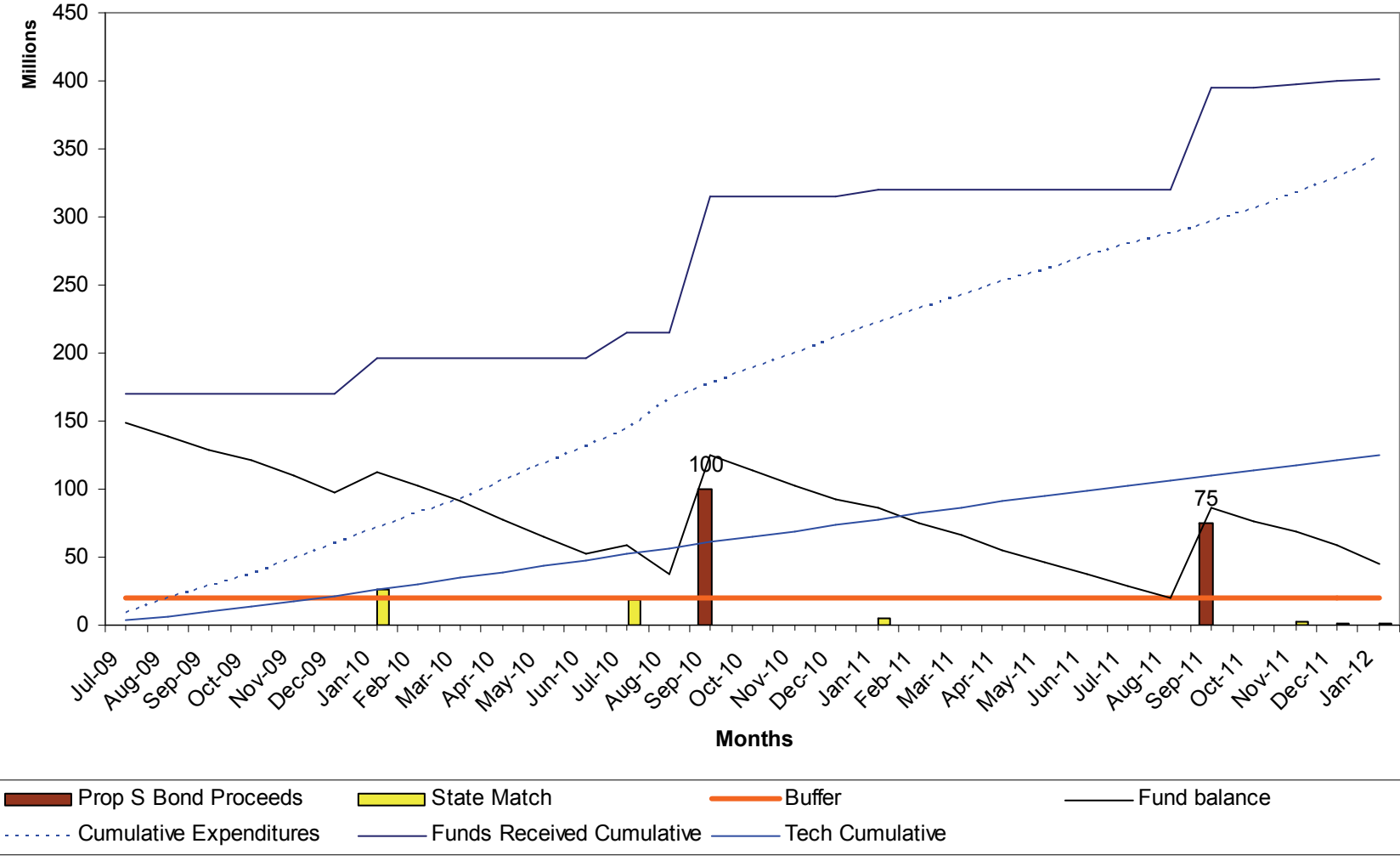
Total Indicated Costs (TIC) Comparison



3-Year Cash Flow Plan Reduced Proposition S Bond Proceeds



3-Year Cash Flow Plan Five Year Tech / Delay Selected Modernization Construction



3-Year Cash Flow Plan - Six- Year Tech Delay Selected Modernization Construction

