

SAN DIEGO CITY SCHOOLS

Date: February 7, 2005

To: Principals at Elementary, Middle, Junior High, Senior High and Atypical Schools; Division and Department Heads

Subject: ARI/IRI TESTING

Department and/or Persons Concerned: Principals, Vice Principals, Literacy Administrators, Peer Coaches/Staff Developers and Testing Coordinators

Due Dates: June 14, 2005 (Traditional); July 15, 2005 (Year Round)

Reference: None

Action Requested: The ARI must be administered to selected students in Grades 4-8 during the designated testing window. Report ARI levels via the district's web-based data entry system. IRI scores will no longer be reported to the district; they will be used only to inform instructional decisions.

Attachments:

1. ARI/IRI Guidelines
2. ARI Contact Person Sample Form
3. Stock Numbers for ARI and IRI Worksheets (PeopleSoft Numbers)

Brief Explanation:

The Analytical Reading Inventory (ARI) and the Informal Reading Inventory (IRI) are teacher-administered reading assessments that are given one-on-one and designed to diagnose student reading skills and strategies as well as to inform classroom instruction. They feature graded passages and are aligned with state English Language Arts Standards. Each also serves as an additional measure to confirm students' reading levels and finalize placement in literacy coursework and support programs. The ARI is to be used with students in Grades 4-8 and the IRI is to be used at Grades 9 and 10.

There are two purposes for administering the ARI:

- 1) To inform classroom instruction. When used for this purpose, scores are not reported to the district. Any student in Grades 4-8 may be tested at any time when the test is used to inform instruction.
- 2) To determine or confirm placement decisions at Grades 6/7 and 9. Testing for this purpose must take place during the regularly scheduled testing window to allow students the maximum amount of instructional time possible. Therefore, exit-grade elementary students who scored near the cut-point of below and above/at/close to on the Degrees of Reading Power (DRP) must be tested with the ARI because placement options at Grades 6/7 are based on the DRP scores. Similarly, Grade 8 students who scored near the cut-point of below and above/at/close to on the DRP must also be tested with the ARI because placement options are based on reading

performance at Grade 9. **Attachment 1** provides guidelines for determining ARI and IRI performance levels.

The primary purpose for administering the IRI at Grades 9 and 10 is to inform classroom instruction. The IRI is one tool that can be used to make instructional decisions about individual students along with End-of-Course exams, semester exams, and end-of-unit assessments. Students in Grades 9 or 10 may be tested at any time during the school year. **IRI scores are not reported to the district office.** This is a change from last year.

Details regarding who may be tested with the ARI/IRI and which forms to use at different times of the year are included in the ARI/IRI Guidelines attached to this circular.

Dates for Testing with the ARI

	<u>Testing Window</u>	<u>Testing Materials Due</u>
Traditional calendar schools	May 16-June 14	June 14
Year-Round calendar schools	June 13-July 15	July 15

How to Report ARI Scores

ARI scores may be entered at any time during the reporting windows above. Schools can elect to have one person enter ARI scores for the entire school or each teacher may enter his/her own class scores. Each school must select an individual to be the ARI contact person, who will facilitate the web entry process for their site and be the point of contact for the District Assessment Department. **Attachment 2** shows a sample of the online form (<http://studata.sandi.net/saa/app/ARIcontact/>) that is to be used to designate the school's ARI contact person. After submitting the contact information and prior to the first day of the reporting window, each school will be assigned a site-specific password, enabling staff to submit ARI scores electronically via the web entry system. This password will be communicated to the designated ARI contact person via e-mail. If the department does not receive the name of a contact person from a school, the principal will be responsible for submitting ARI scores.

Materials for Testing

Each Grade 4-6 elementary classroom teacher and Grade 6-10 literacy/English teacher who has attended district training has received either an ARI or an IRI kit. In addition, all peer coaches/staff developers have received district training and kits.

The following items are available at no cost to schools via PeopleSoft on-line ordering:

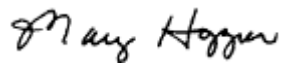
- ARI Word Lists, Forms A, B, and C;
- ARI Worksheets, Forms A, B, and C, for Levels Primer through 9;
- IRI Word Lists, 1 and 2; and,
- IRI Worksheets, Forms A, B, and C, for Levels Preprimer through 12.

Attachment 3 is a list of stock numbers for each of these items.

Please direct questions to the District Assessment Department at (619) 725-7172.

Eileen Poole, Program Manager
District Assessment Department

APPROVED:

A handwritten signature in cursive script that reads "Mary Hopper".

Mary Hopper
Chief Administrative Officer

EP

Distribution: Lists A, D, E, and F

San Diego City Schools
Office of School Site Support
District Assessment – Literacy, Biliteracy and English Learner Support and Social Studies Departments

Analytical Reading Inventory (ARI)
Informal Reading Inventory (IRI)
GUIDELINES

REVISED May 2005 (revision on page 3 printed in red)

What are the ARI and IRI?

The Analytical Reading Inventory (ARI) and the Informal Reading Inventory (IRI) are teacher-administered reading assessments that are given one-on-one and designed to diagnose student reading skills and strategies as well as to inform classroom instruction. They feature graded passages and are aligned with state English Language Arts Standards. Each also serves as an additional measure to confirm students' reading levels and finalize placement in literacy coursework and support programs. The ARI is to be used with students in Grades 4-8 and the IRI is to be used at Grades 9 and 10.

The classroom teacher (elementary) or the literacy/English teacher (secondary) administers the ARI/IRI individually to students. The student reads leveled passages and responds to comprehension questions. The teacher then judges the student's reading accuracy/fluency and understanding. The assessment results determine a student's instructional and independent reading levels, and tell the teacher which reading strategies a student is able to use and which reading strategies and skills need improvement. Both tests take approximately 30 minutes per student to administer. They both require teacher training. Support is provided by the Literacy, Biliteracy and English Learner Support and Social Studies Department as needed.

How will the ARI/IRI be used in San Diego City Schools?

There are two purposes for administering the ARI. The first purpose of the ARI is to inform classroom instruction. The second purpose is to determine or confirm placement decisions at Grades 6/7 and 9.

The purpose for administering the IRI is to inform classroom instruction. IRI scores are not reported to the district office. This is a change from last year.

Using the ARI/IRI to Inform Classroom Instruction

One reason for administering the ARI/IRI is to inform classroom instruction. If this is the purpose of administering the ARI/IRI, the assessment may be given at any time during the school year. The district does not collect student scores when the test is used for the purpose of informing instruction during the school year. The administration guidelines in the testing manual provide a wide range of additional scores and administration modifications which teachers may find useful for classroom instruction. For example, a classroom teacher may want to obtain all four types of scores for particular students – independent, instructional, frustration, and listening (reading potential).

Information from the results of the ARI/IRI when given to inform instruction can enable classroom teachers to:

- determine a student's independent, instructional, frustration, and listening reading levels;
- confirm or redirect ongoing instruction;
- group students effectively for reading experiences and instruction;
- document changes over time in reading performance; and,
- identify students who may be working below grade-level proficiency and in need of additional support.

**Informal Reading Inventories (ARI and IRI)
Informing Classroom Instruction**

	Fall	Spring	Summer
Form A	Use this form anytime throughout the school year to inform instruction and learn more about students' reading skills. Use this form in any manner to help gain information about students' reading strengths and weaknesses. Do not report scores from Form A to the district. Note: This form may also be used when the appropriateness of a passage from another form is in question.		
Form B		Use this form of the ARI after the administration of Degrees of Reading Power (DRP) to inform placement decisions. (See below) Use this form of the IRI anytime throughout the school year to inform instruction and learn more about students' reading skills. Use this form in any manner to help gain information about students' reading strengths and weaknesses. Do not report scores from IRI Form B to the district.	
Form C			Use this form of the ARI during summer school to inform placement decisions for the fall. (See below) Use this form of the IRI anytime throughout the school year to inform instruction and learn more about students' reading skills. Use this form in any manner to help gain information about students' reading strengths and weaknesses. Do not report scores from IRI Form C to the district.
Form D (IRI only)	Use this form anytime throughout the school year to inform instruction and learn more about students' reading skills. Use this form in any manner to help gain information about students' reading strengths and weaknesses. Do not report scores from Form D to the district. Note: This form may also be used when the appropriateness of a passage from another form is in question.		
Form S and SS (ARI only)	Form S and SS contain science and social studies passages. Use this form anytime throughout the school year to inform instruction and learn more about students' reading skills. Use this form in any manner to help gain information about students' strengths and weaknesses in reading informational text. Do not report scores from Forms S or SS to the district.		

Using the ARI to Confirm/Inform Placement Decisions

The ARI has a second purpose – confirming/informing placement decisions. The ARI provides students who are scoring below or significantly below grade level on the group-administered DRP with an additional opportunity to have their reading performance evaluated through an individually administered assessment. Placement decisions will be made based on the higher score.

Because of the high-stakes nature of the placement decisions for the following groups of students, the **ARI must be administered** during the last month of the school year **OR** during summer school to:

- Exit-grade elementary students who scored near the cut-point of **below and above/at/close to** on the DRP because there are different placement options based on reading performance at the middle/junior high entry level;
- Entry-grade 6/7 students who scored far below grade level expectations on the DRP and are at risk of retention;
- Grade 8 students at all schools who scored near the cut-point of below and above/at/close to on the DRP because there are different placement options based on reading performance at Grade 9;
- In addition, the **ARI must be administered** to all students in Grades 4 through 8 (including English learners) whose parents/guardians waived them out of taking the DRP. The ARI need not be administered to students whose parents/guardians specifically waive them from taking the ARI.

The **ARI may be administered** to any student in Grades 4 through 8 if the teacher believes that the DRP score is not an accurate measure of the student’s reading level. This may include:

- students for whom there appears to have been an administration or scoring problem with the DRP; and/or
- students who have made substantial progress since administration of the DRP.

Analytical Reading Inventory (ARI) Confirming/Informing Placement Decisions

	Fall	Spring	Summer
Form A	Classroom Use (See above)		
Form B		Use Form B of the ARI during the last month of the school year to confirm students’ DRP scores. The first students tested should be those in the “must test” category above. Report the Instructional Reading Level score from Form B to the district office even if it does not change the student’s placement so that there is a record of the student having been tested.	
Form C			Administer Form C of the ARI toward the end of summer school. The first students to be tested should be those in the “must test” category above. Report the Instructional Reading Level

			score from Form C to the district office even if it does not change the student's placement so that there is a record of the student having been tested.
Form D (IRI only)	Classroom Use (See above)		
Form S and SS (ARI only)	Classroom Use (See above)		

What ARI/IRI materials are provided by the district?

Each Grade 4-6 elementary classroom teacher and Grade 6-10 literacy/English teacher who has attended district training has received either an ARI or an IRI kit. In addition, all peer coaches have received district training and kits. **The ARI/IRI kits are assessment materials and should be considered the property of the district, not the individual teacher.**

The following items are available at no cost to schools via PeopleSoft on-line ordering:

- ARI Word Lists, Forms A, B, and C;
- ARI Worksheets, Forms A, B, and C, for Levels Primer through 9;
- IRI Word Lists, 1 and 2; and,
- IRI Worksheets, Forms A, B, and C, for Levels Preprimer through 12.

A list of stock numbers for each of these items has been attached to these guidelines. When placing orders, please note that the items are packaged in **pads of twenty**. If sites order only what they need, enough materials will be available for all who need them.

What levels should be reported?

Information about students' ARI reading levels for placement purposes will be collected at the end of each school year via scan sheet. IRI reading levels will no longer be collected by the district. It is the *Instructional Level* that should be entered on the ARI scan sheet. The following Instructional Levels have been identified as being at/above/close to, below, and significantly below grade level at the end of the school year for the ARI and the IRI.

Analytical Reading Inventory (ARI)

<i>Grade Level</i>	<i>Time of Year</i>	<i>Actual Grade Level</i>	<i>At/Above/Close To Grade Level</i>	<i>Below Grade Level</i>	<i>Significantly Below Grade Level</i>
4	End	Level 4	Level 4 and above	Level 3	Level 2 or below
5	End	Level 5	Level 5 and above	Level 4	Level 3 or below
6	End	Level 6	Level 6 and above	Level 5-4	Level 3 or below
7	End	Level 7	Level 7 and above	Level 6-5	Level 4 or below
8	End	Level 8	Level 8 and above	Level 7-6	Level 5 or below

Informal Reading Inventory (IRI)

<i>Grade Level</i>	<i>Time of Year</i>	<i>Actual Grade Level</i>	<i>At/Above/Close To Grade Level</i>	<i>Below Grade Level</i>	<i>Significantly Below Grade Level</i>
9	End	Level 9	Level 9 and above	Level 8-7	Level 6 or below
10	End	Level 10	Level 10 and above	Level 9-8	Level 7 or below

What are the requirements for Special Education and 504 Plan Students with Assessment Accommodations?

IDEA 97 requires students with disabilities to be included in districtwide assessments. The ARI and IRI are not standardized tests. Because they are untimed and used for instructional decision-making, it is appropriate to administer them to students whose IEP/ISP precludes their participation on the Degrees of Reading Power (DRP). Appropriate accommodations such as large print, Braille text, or use of a room with no distractions that are listed in the student's IEP/ISP may be used. The ARI and IRI are not appropriate for students who meet the criteria for participation in the California Alternate Performance Assessment (CAPA). Decisions related to student support and course placement should be consistent with each student's IEP/ISP. For further information, please contact Mary Sue Glynn for Special Education concerns at (619) 725-5650 or Sally Tucker for 504 Plan questions at (858) 627-7583.

How should English Learners be assessed using the ARI/IRI?

English Learner (EL) students are eligible for assessment using the ARI/IRI. For further information regarding the assessment of English Learners, please contact the Biliteracy and English Learner Support Department at (619) 725-7264.

What if we want additional kits?



If you need additional ARI or IRI kits for use on your site, you may purchase them at your expense through the District Assessment Department at (619) 725-7172.

What if I have more questions?

For information regarding test administration or use of the ARI/IRI for informing classroom instruction, please call the Literacy Department at (619) 725-7250. For information about which students to test or about testing materials, please call the District Assessment Department at (619) 725-7172.

ARI Contact Person - Microsoft Internet Explorer

File Edit View Favorites Tools Help

 *San Diego City Schools*
Standards, Assessment, and Accountability Division 

ARI Contact Person

Use the form below to enter the information for the ARI Contact Person at your school. If you require assistance or if you have questions, please contact the District Assessment Department at (619) 725-7172.

<< Back

Contact Information

School:	<input type="text" value="Select a School"/>
First Name:	<input type="text"/>
Last Name:	<input type="text"/>
Email:	<input type="text"/>
Phone:	<input type="text"/>

Done Internet

The online ARI Contact Person form can be found at <http://studata.sandi.net/saa/app/ARIcontact/>.

Grades 4–8
Stock Numbers for Analytical Reading Inventory (ARI) Worksheets

ARI 6th Edition**Form A**

Item	Unit of Issue	PeopleSoft Stock Number
ARI Form A Word List	Pad of 20	2112
ARI Form A Worksheet Primer	Pad of 20	2113
ARI Form A Worksheet Level 1	Pad of 20	2114
ARI Form A Worksheet Level 2	Pad of 20	2115
ARI Form A Worksheet Level 3	Pad of 20	2116
ARI Form A Worksheet Level 4	Pad of 20	2117
ARI Form A Worksheet Level 5	Pad of 20	2118
ARI Form A Worksheet Level 6	Pad of 20	2119
ARI Form A Worksheet Level 7	Pad of 20	2120
ARI Form A Worksheet Level 8	Pad of 20	2121
ARI Form A Worksheet Level 9	Pad of 20	2122

Form B

Item	Unit of Issue	PeopleSoft Stock Number
ARI Form B Word List	Pad of 20	2135
ARI Form B Worksheet Primer	Pad of 20	2136
ARI Form B Worksheet Level 1	Pad of 20	2137
ARI Form B Worksheet Level 2	Pad of 20	2138
ARI Form B Worksheet Level 3	Pad of 20	2139
ARI Form B Worksheet Level 4	Pad of 20	2140
ARI Form B Worksheet Level 5	Pad of 20	2141
ARI Form B Worksheet Level 6	Pad of 20	2142
ARI Form B Worksheet Level 7	Pad of 20	2143
ARI Form B Worksheet Level 8	Pad of 20	2144
ARI Form B Worksheet Level 9	Pad of 20	2145

Form C

Item	Unit of Issue	PeopleSoft Stock Number
ARI Form C Word List	Pad of 20	2158
ARI Form C Worksheet Primer	Pad of 20	2159
ARI Form C Worksheet Level 1	Pad of 20	2160
ARI Form C Worksheet Level 2	Pad of 20	2161
ARI Form C Worksheet Level 3	Pad of 20	2162
ARI Form C Worksheet Level 4	Pad of 20	2163
ARI Form C Worksheet Level 5	Pad of 20	2164
ARI Form C Worksheet Level 6	Pad of 20	2165
ARI Form C Worksheet Level 7	Pad of 20	2166
ARI Form C Worksheet Level 8	Pad of 20	2167
ARI Form C Worksheet Level 9	Pad of 20	2168

ARI 7th Edition**Form A**

Item	Unit of Issue	PeopleSoft Stock Number
ARI Form A Word List	Pad of 20	2123
ARI Form A Worksheet Pre-Primer	Pad of 20	2124
ARI Form A Worksheet Primer	Pad of 20	2125
ARI Form A Worksheet Level 1	Pad of 20	2126
ARI Form A Worksheet Level 2	Pad of 20	2127
ARI Form A Worksheet Level 3	Pad of 20	2128
ARI Form A Worksheet Level 4	Pad of 20	2129
ARI Form A Worksheet Level 5	Pad of 20	2130
ARI Form A Worksheet Level 6	Pad of 20	2131
ARI Form A Worksheet Level 7	Pad of 20	2132
ARI Form A Worksheet Level 8	Pad of 20	2133
ARI Form A Worksheet Level 9	Pad of 20	2134

Form B

Item	Unit of Issue	PeopleSoft Stock Number
ARI Form B Word List	Pad of 20	2146
ARI Form B Worksheet Pre-Primer	Pad of 20	2147
ARI Form B Worksheet Primer	Pad of 20	2148
ARI Form B Worksheet Level 1	Pad of 20	2149
ARI Form B Worksheet Level 2	Pad of 20	2150
ARI Form B Worksheet Level 3	Pad of 20	2151
ARI Form B Worksheet Level 4	Pad of 20	2152
ARI Form B Worksheet Level 5	Pad of 20	2153
ARI Form B Worksheet Level 6	Pad of 20	2154
ARI Form B Worksheet Level 7	Pad of 20	2155
ARI Form B Worksheet Level 8	Pad of 20	2156
ARI Form B Worksheet Level 9	Pad of 20	2157

Form C

Item	Unit of Issue	PeopleSoft Stock Number
ARI Form C Word List	Pad of 20	2169
ARI Form C Worksheet Pre-Primer	Pad of 20	2170
ARI Form C Worksheet Primer	Pad of 20	2171
ARI Form C Worksheet Level 1	Pad of 20	2172
ARI Form C Worksheet Level 2	Pad of 20	2173
ARI Form C Worksheet Level 3	Pad of 20	2174
ARI Form C Worksheet Level 4	Pad of 20	2175
ARI Form C Worksheet Level 5	Pad of 20	2176
ARI Form C Worksheet Level 6	Pad of 20	2177
ARI Form C Worksheet Level 7	Pad of 20	2178
ARI Form C Worksheet Level 8	Pad of 20	2179
ARI Form C Worksheet Level 9	Pad of 20	2180

Grades 9–10
Stock Numbers for Informal Reading Inventory (IRI) Worksheets

Form A

Item	Unit of Issue	PeopleSoft Stock Number
IRI Word List 1	Pad of 20	2181
IRI Word List 2	Pad of 20	2196
IRI Form A Worksheet Preprimer	Pad of 20	2182
IRI Form A Worksheet Primer	Pad of 20	2183
IRI Form A Worksheet Level 1	Pad of 20	2184
IRI Form A Worksheet Level 2	Pad of 20	2185
IRI Form A Worksheet Level 3	Pad of 20	2186
IRI Form A Worksheet Level 4	Pad of 20	2187
IRI Form A Worksheet Level 5	Pad of 20	2188
IRI Form A Worksheet Level 6	Pad of 20	2189
IRI Form A Worksheet Level 7	Pad of 20	2190
IRI Form A Worksheet Level 8	Pad of 20	2191
IRI Form A Worksheet Level 9	Pad of 20	2192
IRI Form A Worksheet Level 10	Pad of 20	2193
IRI Form A Worksheet Level 11	Pad of 20	2194
IRI Form A Worksheet Level 12	Pad of 20	2195

Form B

Item	Unit of Issue	PeopleSoft Stock Number
IRI Word List 1	Pad of 20	2181
IRI Word List 2	Pad of 20	2196
IRI Form B Worksheet Preprimer	Pad of 20	2197
IRI Form B Worksheet Primer	Pad of 20	2198
IRI Form B Worksheet Level 1	Pad of 20	2199
IRI Form B Worksheet Level 2	Pad of 20	2200
IRI Form B Worksheet Level 3	Pad of 20	2201
IRI Form B Worksheet Level 4	Pad of 20	2202
IRI Form B Worksheet Level 5	Pad of 20	2203
IRI Form B Worksheet Level 6	Pad of 20	2204
IRI Form B Worksheet Level 7	Pad of 20	2205
IRI Form B Worksheet Level 8	Pad of 20	2206
IRI Form B Worksheet Level 9	Pad of 20	2207
IRI Form B Worksheet Level 10	Pad of 20	2208
IRI Form B Worksheet Level 11	Pad of 20	2209
IRI Form B Worksheet Level 12	Pad of 20	2210

Form C

Item	Unit of Issue	PeopleSoft Stock Number
IRI Word List 1	Pad of 20	2181
IRI Word List 2	Pad of 20	2196
IRI Form C Worksheet Preprimer	Pad of 20	2211
IRI Form C Worksheet Primer	Pad of 20	2212
IRI Form C Worksheet Level 1	Pad of 20	2214
IRI Form C Worksheet Level 2	Pad of 20	2215
IRI Form C Worksheet Level 3	Pad of 20	2216
IRI Form C Worksheet Level 4	Pad of 20	2217
IRI Form C Worksheet Level 5	Pad of 20	2218
IRI Form C Worksheet Level 6	Pad of 20	2219
IRI Form C Worksheet Level 7	Pad of 20	2220
IRI Form C Worksheet Level 8	Pad of 20	2221
IRI Form C Worksheet Level 9	Pad of 20	2222
IRI Form C Worksheet Level 10	Pad of 20	2223
IRI Form C Worksheet Level 11	Pad of 20	2224
IRI Form C Worksheet Level 12	Pad of 20	2225