

**SAN DIEGO CITY SCHOOLS**

**Date:** March 15, 2005

**To:** School Principals, Division and Department Heads, Child Development Center Administrators, and San Diego Education Association Representatives

**Subject:** NEW ELEMENTARY SCHOOL: SECOND POSTING 2005-2006 SCHOOL YEAR – WALTER J. PORTER

**Department and/or Persons Concerned:** Certificated Staff

**Due Date:** March 28, 2005

**Reference:** Collective Negotiations Contract, 2003-2006 (Article 12, Section 12.2; Article 33, Section 33.6)

**Action Requested:** **Review explanation of transfer provisions in current contract before submission of electronic bids.  
Print and post a copy of the circular and posting instructions**

**Brief Explanation:**

In accordance with Article 12 of the Collective Negotiations Contract between the San Diego Unified School District and the San Diego Education Association (SDEA), a list of expected vacancies for the 2005-2006 school year will be made available on-line via eRecruit. The list of vacancies can be viewed using any computer system that can access the World Wide Web. **The Human Resource Services Division (HRSD) will determine applicants' qualifications.**

**ELIGIBLE TO BID**

Bids from permanent, probationary, and Regional Occupational Program restricted contracted staff of the San Diego Unified School District who meet the stated position requirements will be given first opportunity for transfer. Leave replacement and visiting teachers (except State Teacher Retirement System or Public Employment Retirement System retirees) may also bid. (Article 33, Section 33.6).

**CALENDAR CHANGES**

All positions posted will commence on the start date for the 2005-2006 school year as determined by each school's calendar. HRSD will assist by providing opportunities to work a full contract work year for unit members returning from a leave of absence or currently on a traditional schedule who transfer to a year-round schedule.

#### HOW TO APPLY

All bids for the post and bid will be made via the new PeopleSoft eRecruit module. This process is fast, easy and usually takes five minutes or less to complete. Directions for applying on-line are attached to this circular and can be found on the San Diego City Schools Human Resource Services Division website at [www.sandi.net](http://www.sandi.net), select Employment and look under Hot Topics. Please review the application directions carefully. On-line applications submitted on or before the deadline will be used to determine staffing eligibility.

#### POST PROCEDURES

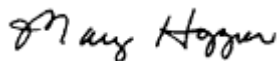
Bids can only be accepted if all of the following requirements are met:

1. Bids will be accepted March 18, 2005 through March 28, 2005.
2. Unit members have 48 hours from the initial offer to accept or decline the position by telephone and/or email.
3. Bidders must meet the minimum qualifications of credential(s) and status. Other special assignment responsibilities may be stated on the position vacancy list. The required credential must be registered with HRSD before the close of the posting period.
4. HRSD will determine applicants' qualifications.

Questions regarding staffing may be referred to Lisa Ruiz, Senior Personnel Clerk at (619) 725-8012.

Ruth G. Peshkoff  
Chief Human Resources Officer

APPROVED:



Mary Hopper  
Chief Administrative Officer

RGP:drm

Attachment

Distribution: Lists A, C, D, E, F, H, and S

# Using eRecruit to Apply for a Job



## Step 1

Open your web browser and go to:  
<https://dwa.sandi.net>

## Step 2

2.1 Login using your six-digit employee ID and your password.

2.2 Click **Sign In**.

If you need to change your password:

- Go to <https://dwa.sandi.net/passwd>
- Follow the prompts on the screen to change your password.

Your User ID will be your six-digit Employee ID, as found on your paycheck.

Your default Password will be Sdcsmnnn (nnnn=the last four digits of your SSN).

Example: Your SSN is 546-66-3463. Your default password will be Sdc3463.

- If you cannot change your password or if you do not remember your password, please call the Help Desk: 619-725-7500.



## Step 3

Click the **Human Resources 8.8** link.



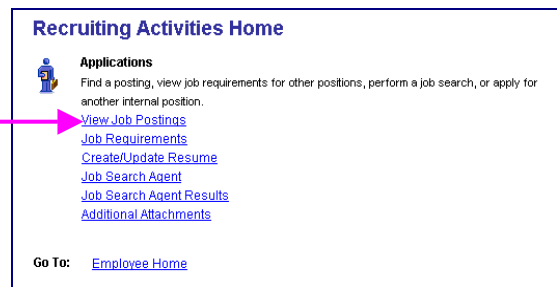
## Step 4

Click the **Recruiting Activities Home** link.



## Step 5

Click the **View Job Postings** link.



**Recruiting Activities Home**

**Applications**  
Find a posting, view job requirements for other positions, perform a job search, or apply for another internal position.

- [View Job Postings](#)
- [Job Requirements](#)
- [Create/Update Resume](#)
- [Job Search Agent](#)
- [Job Search Agent Results](#)
- [Additional Attachments](#)

Go To: [Employee Home](#)

## Step 6

### View openings.

6.1 Narrow down your search by entering the information in the following fields:

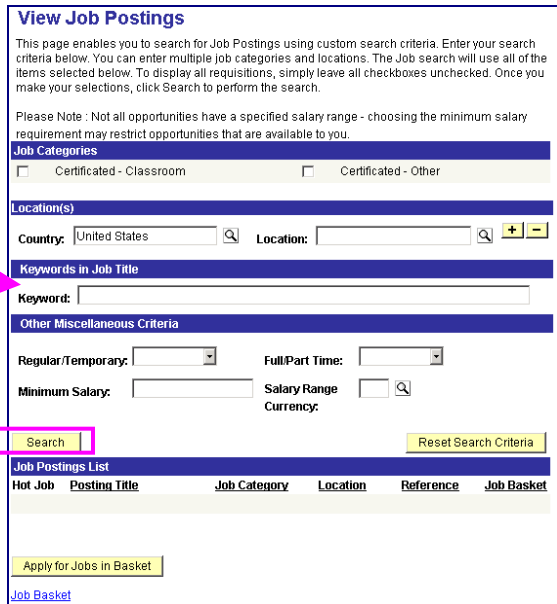
- Job category
- Location
- Keyword

Keywords to search by:

- K
- Primary
- Upper
- Bilingual
- English
- Math
- Counselor
- Librarian
- ED
- ILS
- DHH
- PH
- Audio
- Adapt PE
- PACE
- Dist Counselor

**Note:** The job title will indicate whether the job is for Intersession, Summer School, or Post and Bid. A special Post and Bid for new elementary schools will be indicated by “NEW-”.

6.2 Click **Search**.



**View Job Postings**

This page enables you to search for Job Postings using custom search criteria. Enter your search criteria below. You can enter multiple job categories and locations. The Job search will use all of the items selected below. To display all requisitions, simply leave all checkboxes unchecked. Once you make your selections, click Search to perform the search.

Please Note : Not all opportunities have a specified salary range - choosing the minimum salary requirement may restrict opportunities that are available to you.

**Job Categories**

Certificated - Classroom       Certificated - Other

**Location(s)**

Country:       Location:      

**Keywords in Job Title**

Keyword:

**Other Miscellaneous Criteria**

Regular/Temporary:       Full/Part Time:

Minimum Salary:       Salary Range:       Currency:

**Job Postings List**

Hot Job	Posting Title	Job Category	Location	Reference	Job Basket
---------	---------------	--------------	----------	-----------	------------

[Job Basket](#)

**Step 7**  
**Apply for jobs.**

7.1 Click the hyperlink under **Posting Title** to display the full job posting.

*Note:* The Posting Title will indicate whether the job is for **Intersession, Summer School, or Post and Bid**. A special Post and Bid for new elementary schools will be indicated by “NEW-”. Since recruitment periods for some of these may overlap, make sure you are careful to select only the job(s) of the type you want.

7.2 Select the **Job Basket** checkbox for all jobs you wish to apply for.

*Note:* Since recruitment periods for Intersession, Summer School, and Post and Bid may overlap, be very careful in making your selections.

7.3 Click the **Apply for Jobs in Basket** pushbutton.

7.4 We’re almost there! We just need to confirm some information about you...

**View Job Postings**

This page enables you to search for Job Postings using custom search criteria. Enter your search criteria below. You can enter multiple job categories and locations. The Job search will use all of the items selected below. To display all requisitions, simply leave all checkboxes unchecked. Once you make your selections, click Search to perform the search.

Please Note: Not all opportunities have a specified salary range - choosing the minimum salary requirement may restrict opportunities that are available to you.

**Job Categories**

Building Services  Clerical  Construction/Maintenance/Repair  Duplicating  
 Food Services  Gardening  Management, Certificated  Management, Classified  
 Miscellaneous  Paraeducators  Professional and Technical  School Police  
 Secretarial  Teacher, Classroom  Teacher, Non-Classroom  Warehousing/Transportation

**Location(s)**

Country: United States Location: Audubon Elementary

**Keywords in Job Title**

Keyword: Summer

**Other Miscellaneous Criteria**

Regular/Temporary: Full Part Time: Minimum Salary: Salary Range: Currency:

Search Reset Search Criteria

Hot Job	Posting Title	Job Category	Location	Reference	Job Basket
	<a href="#">Summer/Intersession Math Tch</a>	Teacher, Classroom	Audubon Elementary	290172	<input checked="" type="checkbox"/>

Apply for Jobs in Basket Job Basket

**Step 8**  
**Confirm resume details.**

8.1 The first page of your online resume will appear.

8.2 Click the radio button for “**I am not providing a resume.**”

8.3 Select Resume Language as **English.**

8.4 Click Next.

**Apply for Job**

1-2-3-4

**Your Online Resume**

Send your resume by completing the following pages. Move between the pages by clicking the Next and Previous buttons at the bottom of each page. Alternatively click the circled numbers above to return to completed pages.

Remember, the more information you give the easier it is for our recruitment specialists to match your skills, experience and fields of interest with our current job opportunities.

If you have an existing resume you can include it here by selecting one of the following options.

Attach Resume File  Paste Resume Text  I am not providing a resume

Resume Language: English

Next

**Step 9**  
**Confirm contact details.**

9.1 Your contact details should default into the fields. Edit any details that are incorrect and click the **Refresh Name** pushbutton.

9.2 Click Next.

**Apply for Job**

1-2-3-4

**Contact Details**

Enter your name, address, telephone number and e-mail address. The information you enter on this page may be used to contact you regarding the jobs you have applied for.

Name Format: United States Change Country Refresh Name

Name: Prefix: First: Toren Middle: James Last: Allen Suffix: Name: Allen,Toren

Address: Edit Address

Telephone: Country Code: Phone Type: Home Email Address: Email Type: Home

Previous Next

\* Required Field

## Step 10

### Confirm Current and Prior Employment details.

- 10.1 **Edit, Delete,** or **Add** your **CURRENT** Employer (which means your work location).
- 10.2 For first time applicants using eRecruit, click **Add** to add an Employer.
- 10.3 Change the **Start Date** field with the approximate date you started at your current location. This does not have to be exact, as we pull the seniority information from your personnel record.
- 10.4 Complete the **Employer** field with your current work location (i.e., Adams Elementary).
- 10.5 **Country** will default as United States.
- 10.6 Click **OK**.
- 10.7 Click **Next**.

**Apply for Job**  
1 2 3 4

### Current and Prior Employment

This page shows a summary of your employment history. To add employment information to the summary, click the Add button below. To change information for period of employment, click the Edit button next to the name of the employer. To delete employment information from the summary, click the Delete button next to the Edit button.

Start Date	End Date	Employer	Edit	Delete
08/30/2004		Adams Elementary	Edit	Delete

**Add**

Previous Next

PeopleSoft

**Apply for Job**  
1 2 3 4

### Employment Details

Start Date: 08/30/2004 (required) (12/31/2000)  
End Date: (optional) (12/31/2000)  
Employer: Adams Elementary  
Title: (required)  
Country: United States  
City: (required)  
State: (required)  
Telephone: (optional)  
Comments: (optional)

**OK**

\* Required Field

**Apply for Job**  
1 2 3 4

### Current and Prior Employment

This page shows a summary of your employment history. To add employment information to the summary, click the Add button below. To change information for period of employment, click the Edit button next to the name of the employer. To delete employment information from the summary, click the Delete button next to the Edit button.

Start Date	End Date	Employer	Edit	Delete
08/30/2004		Adams Elementary	Edit	Delete

**Add**

Previous **Next**

## Step 11

### Submit your resume.

- 11.1 Click **Submit**.  
An email will be generated after submission to notify you that your resume has been received.
- 11.2 Click **OK**.

**Apply for Job**  
1 2 3 4

### Submit Resume

If you wish to review your information use the previous and next links, or click the step numbers above, to navigate through the pages. When you have checked your information click the Submit button below to send us your resume.

Certain parts of your resume can be updated after submission, such as your email address, but the rest cannot be changed because the information in your resume may be used in the candidate selection process and as such will be assumed to be a snapshot of your position at the time of submission. If your resume information changes significantly in the future, and you wish to apply for more jobs, you will be required to submit a new resume.

You will be notified by e-mail when we have received the resume.

The company is not responsible for the verification of data provided and shall not be liable for any errors, factual, transcription or otherwise, contained in the information posted.

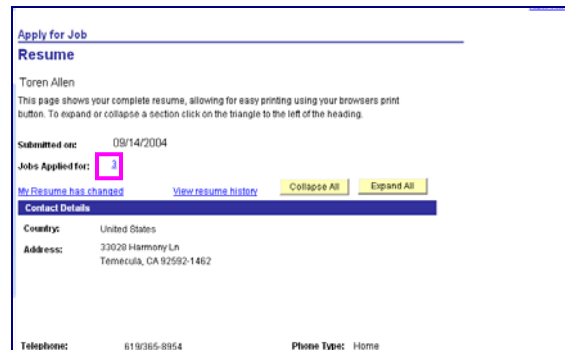
**Submit**

Previous

## Step 12

### View the number of jobs applied for.

- 12.1 Click the **Jobs Applied for** number to view the jobs you've applied for.



## Step 13

### You can track the status of your applications on the **View Applicant Status** page.

- 13.1 Log in and navigate to: *Employee Self Service* → *Recruiting Activities* → *Recruiting Activities Home* → *Application Status*



- 13.2 The **View Application Status** will display. You will be able to see what your application status is throughout the process.

Examples of status' you may see include:

#### **Applied**

Confirms that you have applied for the job posting

#### **Routed**

Your application has been routed for Manager/Principal Consideration

#### **Hire Decided**

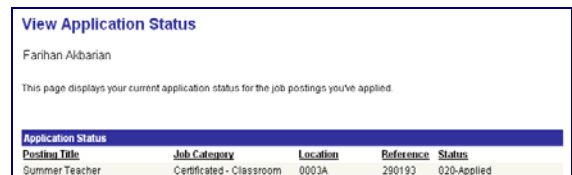
Manager/Principal has selected you for job posting

#### **Hired**

All processes complete both at hiring location/school site and HR. You have been hired into the position

#### **Rejected**

You were not selected for the job posting



## Step 14

After completing the application process, make sure to sign out by clicking the **Sign out** link.

Congratulations...you have successfully applied for a job on eRecruit!

Log back in whenever you would like to check the status of the job postings you have applied for.

